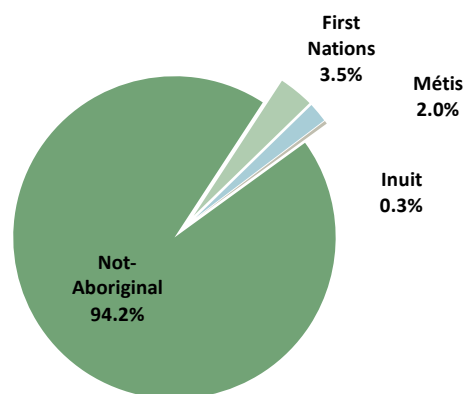


# Smoking among Aboriginal Canadians

- Smoking rates among Canada's Aboriginal populations are, on average, twice as high as those of non-Aboriginal Canadians. (39% vs. 20.5%).
- Rates are highest for Inuit Canadians (49%), followed by First Nations Canadians (40.1%) and Métis (36.8).
- Aboriginal smokers represent almost 6% of Canadian smokers. (First Nations are 3.5%, Métis 2% and Inuit 0.3%).
- For every smoker who is First Nations, Métis or Inuit, there are 16 smokers who do not claim Aboriginal identity.

Distribution of Canadian smokers by aboriginal status

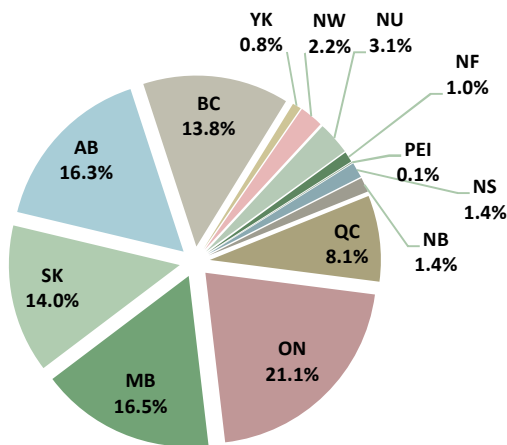
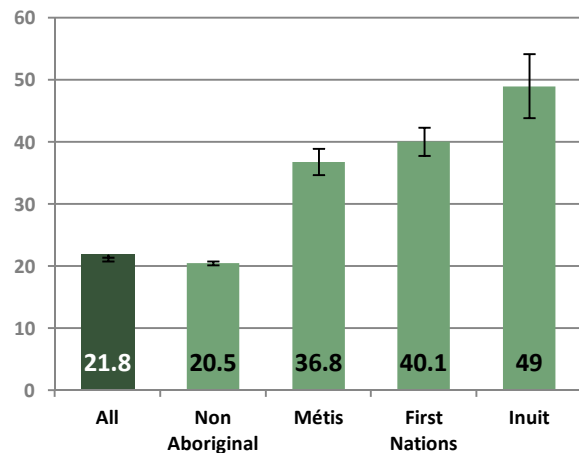


## Current smoking (daily or occasional) by Aboriginal Status

	Smoking Prevalence	95% confidence interval		Number of Smokers
		Low	high	
<b>Canada, all</b>	<b>21.8</b>	<b>20.8</b>	<b>21.4</b>	<b>5,405,305</b>
• Men	24.0	23.5	24.4	2,982,108
• Women	18.3	17.9	18.6	2,403,034
<b>Canada, non-aboriginal identity</b>	<b>20.5</b>	<b>20.2</b>	<b>20.8</b>	<b>5,092,269</b>
• Men	23.4	23	23.9	2,826,043
• Women	17.6	17.3	18.0	2,246,328
<b>First Nations</b>	<b>40.1</b>	<b>37.8</b>	<b>42.4</b>	<b>189,767</b>
• Men	41.1	37.7	44.6	91,805
• Women	39.1	36.0	42.2	97,697
<b>Metis</b>	<b>36.8</b>	<b>34.7</b>	<b>39.0</b>	<b>107,209</b>
• Men	39.5	36.2	42.9	56,422
• Women	34.2	31.4	37.0	50,785
<b>Inuit</b>	<b>49.0</b>	<b>43.9</b>	<b>54.2</b>	<b>16,060</b>
• Men	49.1	40.9	57.4	7,839
• Women	48.9	42.6	55.2	8,223

Source: CANSIM Table 105-0512

Distribution of Aboriginal smokers by province

Smoking rates by Aboriginal status  
CCHS 2007-2010

### Estimating the number of Aboriginal Canadians

Aboriginal communities in Canada are considered to include Métis, First Nations and Inuit peoples. The 2006 Census reported that there were over 1 million Aboriginal Canadians (698,025 First Nations, 389,780 Métis and 50,480 Inuit). This represented 3.6% of the Canadian Population in 2006.

Data for the 2011 Census is not yet available.

According to the 2006 Census, the number of Aboriginal Canadians over 15 years of age (a frequent age reference for smoking statistics) is 798,340 (473,325 First Nations, 291,330 Métis and 32,755 Inuit).

### Estimating the smoking prevalence of Aboriginal Canadians

Statistics Canada uses the Canadian Community Health Survey (CCHS) to monitor the health behaviours of Canadians, including Aboriginal Canadians living off-reserve. Statistics Canada reviewed the results of this survey with information for on-reserve First Nations and found that it yielded "similar results."<sup>1</sup>

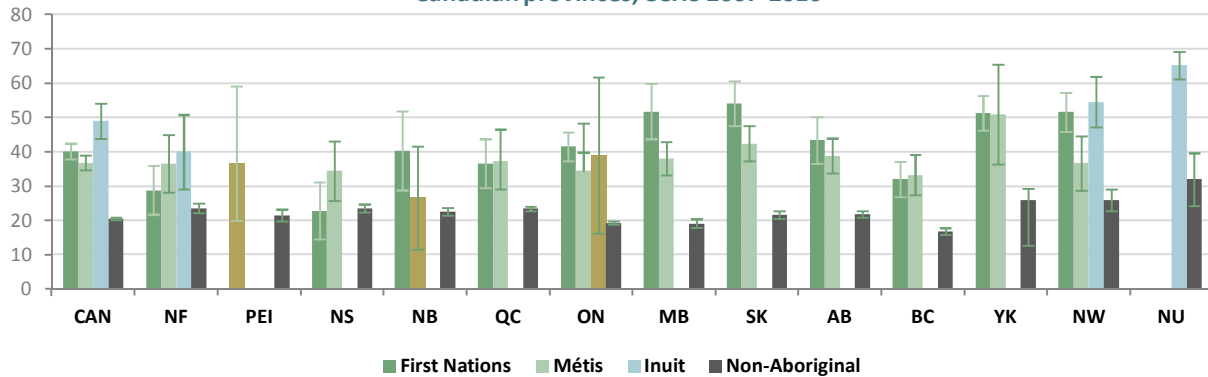
The overall smoking rate for Aboriginal Canadians as measured by the CCHS over 2007 to 2010 was 39% - twice as high as the smoking rate for non-Aboriginal Canadians measured in the same combined survey (20.5%). Rates were highest for Inuit Canadians (49%), followed by First Nations (40%), followed by Métis (37%).

### Estimating the number of Aboriginal Canadian smokers

Applying the estimates of smoking rates in 2006-2010 to the measurements of populations in the 2006 Census suggest that there are 313,036 Aboriginal smokers in Canada (189,767 First Nations, 107,209 Métis and 16,060 Inuit). These represent about 6% of the 5.4 million smokers during that period.

<sup>1</sup> Statistics Canada. *Select health indicators of First Nations people living off reserve, Métis and Inuit*. 82-6240X. January 2013.

Smoking prevalence by Aboriginal status  
Canadian provinces, CCHS 2007-2010



Number of smokers by Aboriginal status (CCHS 2007-2010 and Census 2006)

	Non-Aboriginal	First Nation	Métis	Inuit	All
Canada	5,092,269	189,767	107,209	16,060	5,405,305
Newfoundland and Labrador	95,020	1,696		1,442	98,158
Prince Edward Island	23,451	289			23,740
Nova Scotia	173,602	2,402	2,148		178,152
New Brunswick	132,350	3,522	963		136,835
Quebec	1,428,238	17,511	8,320		1,454,068
Ontario	1,851,121	46,449	20,072	525E	1,918,166
Manitoba	151,129	32,664	19,796		203,589
Saskatchewan	146,462	30,029	14,507		190,999
Alberta	543,997	27,600	24,087		595,684
British Columbia	546,686	29,275	14,606		590,568
Yukon	4,934	2,348	313		7,594
Northwest Territories	4,318	4,559	962	1,556	11,394
Nunavut	1,226			9,979	11,204

E = Interpret with caution (small cell size)

Proportion of smokers by Aboriginal status (CCHS 2007-2010 and Census 2006)

	Non-Aboriginal	First Nation	Métis	Inuit
Canada	94.2%	3.5%	2.0%	0.3%
Newfoundland and Labrador	96.8%	1.7%	0.0%	1.5%
Prince Edward Island	98.8%	1.2%	0.0%	
Nova Scotia	97.4%	1.3%	1.2%	
New Brunswick	96.7%	2.6%	0.7%	
Quebec	98.2%	1.2%	0.6%	
Ontario	96.5%	2.4%	1.0%	0.03%
Manitoba	74.2%	16.0%	9.7%	
Saskatchewan	76.7%	15.7%	7.6%	
Alberta	91.3%	4.6%	4.0%	
British Columbia	92.6%	5.0%	2.5%	
Yukon	65.0%	30.9%	4.1%	
Northwest Territories	37.9%	40.0%	8.4%	13.7%
Nunavut	10.9%	0.0%	0.0%	89.1%

## Current smoking (daily or occasional) by Aboriginal status (and 95% confidence interval)

	Non- Aboriginal	First Nation	Métis	Inuit	All
<b>Canada</b>	20.5 20.2-20.8	40.1 37.8-42.4	36.8 34.7-39	49 43.9-54.2	21.1 20.8-21.
<b>Newfoundland and Labrador</b>	23.5 22.1-24.8	28.8 21.6-35.9	36.5 28.1-44.9	40.0 29.2-50.9	24 22.7-25.4
<b>Prince Edward Island</b>	21.5 19.8-23.2	36.6E 14.1-53.2			21.6 19.9-23.3
<b>Nova Scotia</b>	23.5 22.3-24.7	22.8E 14.4-31.1	34.4 25.7-43.1		23.6 22.4-24.8
<b>New Brunswick</b>	22.5 21.4-23.6	40.3 28.8-51.8	26.6E 11.6-41.6		22.8 21.7-23.8
<b>Quebec</b>	23.4 22.8-24.0	36.5 29.3-43.7	37.3 29.1-45.5		23.6 22.9-24.2
<b>Ontario</b>	19.2 18.7-19.6	41.5 37.4-45.7	34.5 29.8-29.2	39E 16.3-61.8	19.6 19.2-20.1
<b>Manitoba</b>	19.1 17.8-20.3	51.7 43.6-59.7	38 33.2-42.9		21.4 20.2-22.7
<b>Saskatchewan</b>	21.7 20.6-22.9	54 47.5-60.5	42.4 37.2-47.5		23.9 22.7-25.1
<b>Alberta</b>	21.8 20.8-22.8	43.4 36.7-50.2	38.8 33.7-43.9		22.7 21.7-23.7
<b>British Columbia</b>	16.8	32 26.9-37.2	33.2 27.3-39.0		17.5 16.8-18.2
<b>Yukon</b>	26 22.8-29.3	51.2 46.1-56.2	50.9 36.4-65.5		31.7 28.9-34.4
<b>Northwest Territories</b>	25.9 22.8-29.0	51.6 45.9-57.4	36.7 28.8-44.7	54.5 47.1-61.9	37 34.5-39.5
<b>Nunavut</b>	32.0 24.4-39.7			65.2 61.2-69.2	57.7 54.5-60.9

E = Interpret with caution (small cell size)

#### Notes and sources:

The most recent official statistics on aboriginal populations are from the 2006 Census. In that year, there were 31,241,030 people in Canada, of whom 1,172,790 identified as Aboriginal (698,025 were First Nations, 389,780 were Métis, 50,480 were Inuit).

*Estimate of Adult population for Aboriginal and non-Aboriginal populations. Statistics Canada. Population reporting an Aboriginal identity, by age group, by province and territory (2006 Census)*

<http://www40.statcan.ca/101/cst01/demo40a-eng.htm>

Data on Smoking prevalence taken from: Statistics Canada. Select health indicators of First Nations people living off reserve, Métis and Inuit. 82-6240X. January 2013.

Also from Statistics Canada: Cansim Table 105-0512