

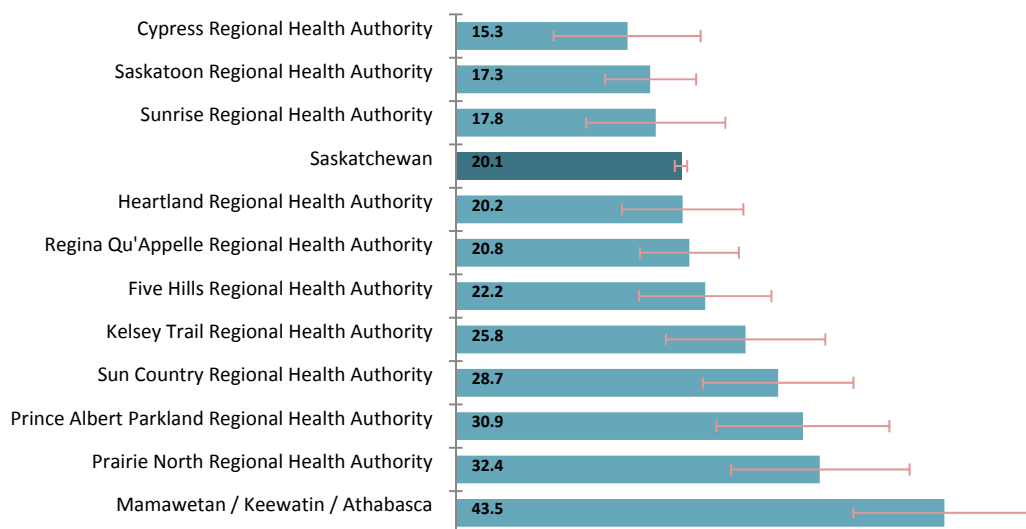
Saskatchewan, 2009

Key indicators, 2009

Current smoking (daily and occasional) by health unit	2009	2009
	Percentage of population	Number of People
Canada	20.1 19.6-20.7	5,730,321
Saskatchewan	21.6 19.6-23.6	175,651
Sun Country Regional Health Authority	28.7 22-35.4	12,560
Five Hills Regional Health Authority	22.2 16.3-28.1	9,518
Cypress Regional Health Authority	E15.3 8.8-21.9	E5,350
Regina Qu'Appelle Regional Health Authority	20.8 16.4-25.2	43,199
Sunrise Regional Health Authority	E17.8 11.6-24	E8,366
Saskatoon Regional Health Authority	17.3 13.2-21.3	44,469
Heartland Regional Health Authority	20.2 14.8-25.6	6,904
Kelsey Trail Regional Health Authority	25.8 18.7-32.9	8,546
Prince Albert Parkland Regional Health Authority	30.9 23.2-38.6	17,052
Prairie North Regional Health Authority	32.4 24.4-40.3	15,069
Mamawetan / Keewatin / Athabasca	43.5 35.4-51.6	4,618

Statistics Canada: Canadian Community Health Survey, 2009. E=Interpret with caution

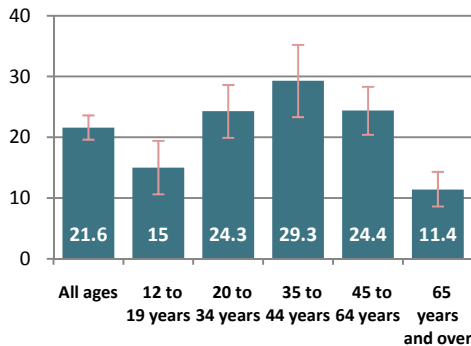
Smoking prevalence by health unit, Saskatchewan daily or occasional smoking, 2009



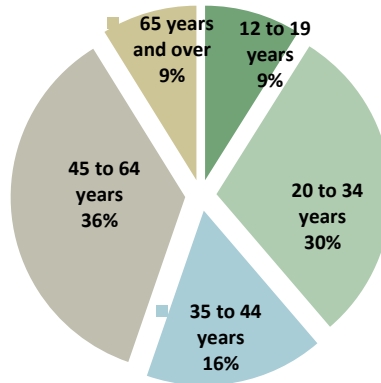
Current smoking (daily and occasional) by age	2009 Percentage of population	2009 Number of people
12 years and over	21.6 10.6-23.6	175,651
• Men	23.6 20.6-26.6	94,834
• Women	19.6 17.1-22.1	80,817
12 to 19 years of age	15 10.6-19.4	15,698
• Boys	E24 16-32.1	E12,888
• Girls	E5.5 2.3-8.7	E2,810
20-34 years of age	24.3 20-28.7	52,328
• Men	23.7 17.6-29.8	26,259
• Women	25 19.7-30.4	26,069
25-44 years of age	29.3 23.4-35.3	29,101
• Men	30.7 21.7-39.8	14,400
• Women	28.1 20.2-36	14,700
45-64 years of age	24.4 20.5-28.4	62,993
• Men	25.3 19-7-30.9	32,684
• Women	23.5 18.3-28.7	30,309
65 years and over	11.4 8.5-14.2	15,532
• Men	E14.1 9.3-18.9	E8,603
• Women	E9.2 6.1-12.2	E6,929

Statistics Canada: Canadian Community Health Survey, 2009. E=Interpret with caution

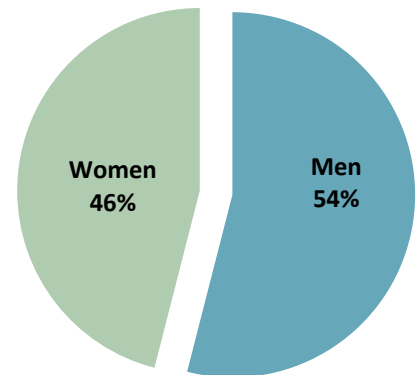
Prevalence of smoking by age Saskatchewan, 2009



Distribution of smokers by age, Saskatchewan, 2009



Distribution of smokers by sex Saskatchewan, 2009

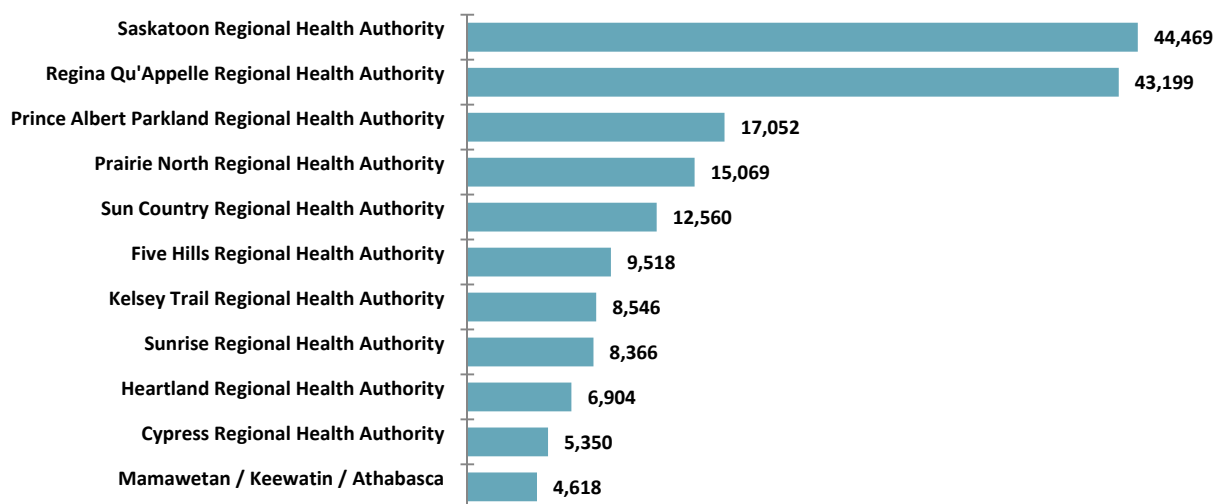


CURRENT SMOKING (DAILY AND OCCASIONAL) IN SASKATCHEWAN: TRENDS 2000-2009

By Health Unit	2000	2003	2005	2007	2008	2009
Number of Smokers						
Canada	6,677,856	6,080,504	5,874,689	6,112,442	6,009,311	5,730,321
Saskatchewan	222,536	190,529	187,522	204,209	201,824	175,651
By Health Unit						
Sun Country Regional Health Authority		10,569	10,254	12,495	12,265	12,560
Five Hills Regional Health Authority		11,142	10,161	11,369	12,533	9,518
Cypress Regional Health Authority		6,969	8,986	E6,500	E7,719	E5,350
Regina Qu'Appelle Regional Health Authority		48,581	43,316	50,998	52,142	43,199
Sunrise Regional Health Authority		11,148	11,036	9,236	13,917	E8,366
Saskatoon Regional Health Authority		56,680	54,846	63,389	56,633	44,469
Heartland Regional Health Authority		6,813	6,469	10,807	E6,528	6,904
Kelsey Trail Regional Health Authority		7,110	8,145	8,547	E7,664	8,546
Prince Albert Parkland Regional Health Authority		14,462	17,523	14,368	14,523	17,052
Prairie North Regional Health Authority		12,346	12,435	12,288	13,516	15,069
Mamawetan / Keewatin / Athabasca		4,709	4,350	4,213	4,384	4,618
Percentage who smoke						
Canada	25.9	23	21.8	22	21.4	20.1
	25.5-26.3	22.7-23.4	21.4-22.1	21.6-22.5	20.9-21.9	19.6-20.7
Saskatchewan	27.6	24	23.9	26	25.1	21.6
	26.3-28.9	22.5-25.4	22.6-25.3	23.9-28.1	23.2-27.1	19.6-23.6
By Health Unit						
Sun Country Regional Health Authority		23.9	24	29.7	29.9	28.7
		20-27.7	19.9-28.1	23.9-35.5	24-35.9	22-35.4
Five Hills Regional Health Authority		24.2	22.3	25.1	26.3	22.2
		19.6-28.8	17.4-27.1	18.7-31.5	20.3-32.3	16.3-28.1
Cypress Regional Health Authority		19	24.8	18.9	21.1	E15.3
		14.1-23.9	19.6-29.9	13-24.7	14.9-27.2	8.8-21.9
Regina Qu'Appelle Regional Health Authority		24.3	21.7	25.5	25.5	20.8
		20.7-27.9	19-24.4	21.5-29.6	21-30.1	16.4-25.2
Sunrise Regional Health Authority		23.7	24.4	20	29.6	E17.8
		19.6-27.8	19.2-29.5	13.9-26.1	22.4-36.7	11.6-24
Saskatoon Regional Health Authority		24	23.4	26.4	22.8	17.3
		20.7-27.3	20.5-26.3	22.2-30.6	19-26.6	13.2-21.3
Heartland Regional Health Authority		18.9	18.4	30	18.6	20.2
		14.7-23.1	13.4-23.4	22.4-37.6	12.1-25.2	14.8-25.6
Kelsey Trail Regional Health Authority		21.6	25.5	28.2	25.6	25.8
		16-27.1	18.8-32.2	22.2-34.3	18.1-33	18.7-32.9
Prince Albert Parkland Regional Health Authority		25.2	31.6	26.5	26.3	30.9
		21-29.5	26.4-36.9	18.4-34.6	21.6-31	23.2-38.6
Prairie North Regional Health Authority		26	27.4	26.6	28.9	32.4
		20.7-31.2	22.5-32.2	21.3-32	22.4-35.4	24.4-40.3
Mamawetan / Keewatin / Athabasca		41.8	35.4	39.3	41.3	43.5
		35.3-48.2	30.2-40.6	29-49.5	33.7-48.9	35.4-51.6
<i>Statistics Canada: Canadian Community Health Survey, 2000-2009. E=Interpret with caution</i>						

CURRENT SMOKING (DAILY AND OCCASIONAL) IN SASKATCHEWAN: TRENDS 2000-2009

By Age	2000	2003	2005	2007	2008	2009
Number of Smokers						
Canada	6,677,856	6,080,504	5,874,689	6,112,442	6,009,311	5,730,321
Saskatchewan	222,536	190,529	187,522	204,209	201,824	175,651
All ages	222,536	190,529	187,522	204,209	201,824	175,651
12 to 19 years of age	24,046	17,381	14,122	15,138	22,392	15,698
20-34 years of age	67,629	58,861	58,335	63,569	59,183	52,328
35-44 years of age	41,139	49,134	36,843	37,506	30,578	29,101
45-64 years of age	61,849	51,694	63,001	69,356	71,442	62,993
65 years and over	14,013	13,459	15,221	18,640	18,229	15,532
Percentage who smoke						
Canada	25.9	23	21.8	22	21.4	20.1
	25.5-26.3	22.7-23.4	21.4-22.1	21.6-22.5	20.9-21.9	19.6-20.7
Saskatchewan	27.6	24	23.9	26	25.1	21.6
	26.3-28.9	22.5-25.4	22.6-25.3	23.9-28.1	23.2-27.1	19.6-23.6
All ages						
12 to 19 years of age	20.5	15.3	13.1	14.4	21.3	15
	18-23.1	12.4-18.3	10.6-15.6	9.9-18.9	15.9-26.6	10.6-19.4
20-34 years of age	36	32.1	32.1	33.3	30	24.3
	32.7-39.3	28.9-35.3	29.1-35.2	28.7-37.9	25.9-34	20-28.7
35-44 years of age	35.4	34.3	28.7	33.2	27.1	29.3
	31.6-39.3	29.9-38.8	25.1-32.2	27.7-38.7	21.8-32.4	23.4-35.3
45-64 years of age	29.3	23.2	27.1	28.5	28.4	24.4
	26.9-31.7	20.7-25.6	24.3-29.8	24.9-32.2	24.5-32.3	20.5-28.4
65 years and over	10.3	10.2	11.4	14	13.4	11.4
	8.7-11.9	8.6-11.8	9.7-13.2	11.1-16.9	10.9-16	8.5-14.2
<i>Statistics Canada: Canadian Community Health Survey, 2000-2009. E=Interpret with caution</i>						

**Number of smokers by health unit, Saskatchewan
(daily or occasional smoking), 2009**

NON-SMOKERS' EXPOSURE TO SECOND HAND SMOKE AT HOME, 2009

	Percentage of population	Number of People
Canada	6.2 5.9-6.6	1,417,072
Saskatchewan	6.9 5.5-8.3	44,217
12 to 19 years of age	15.7 11.1-20.4	13,982
20 – 34 years of age	E7.3 3.3-11.4	E11,797
35 – 44 years of age	F	F
45 – 64 years of age	E5.2 3.1-7.3	E10,105
65 years of age and older	4.4 2.7-6.1	E5,327

Statistics Canada: Canadian Community Health Survey, 2009. E=Interpret with caution; F=Failed

NON-SMOKERS' EXPOSURE TO SECOND HAND SMOKE IN PUBLIC PLACES, 2009

	Percentage of population	Number of People
Canada	10.0 9.5- 10.4	2,261,042
Saskatchewan	7.0 5.7- 8.4	44,702
12 to 19 years of age	E13.5 9.1-18	E12,019
20 – 34 years of age	E8.3 5-11.6	E13,487
35 – 44 years of age	E6.8 2.7-10.9	E4,742
45 – 64 years of age	E6.3 3.9-8.7	E12,198
65 years of age and older	E1.9 0.7-3	E2,256

Statistics Canada: Canadian Community Health Survey, 2009. E=Interpret with caution; F=Failed

NON-SMOKERS' EXPOSURE TO SECOND HAND SMOKE IN VEHICLES, 2009

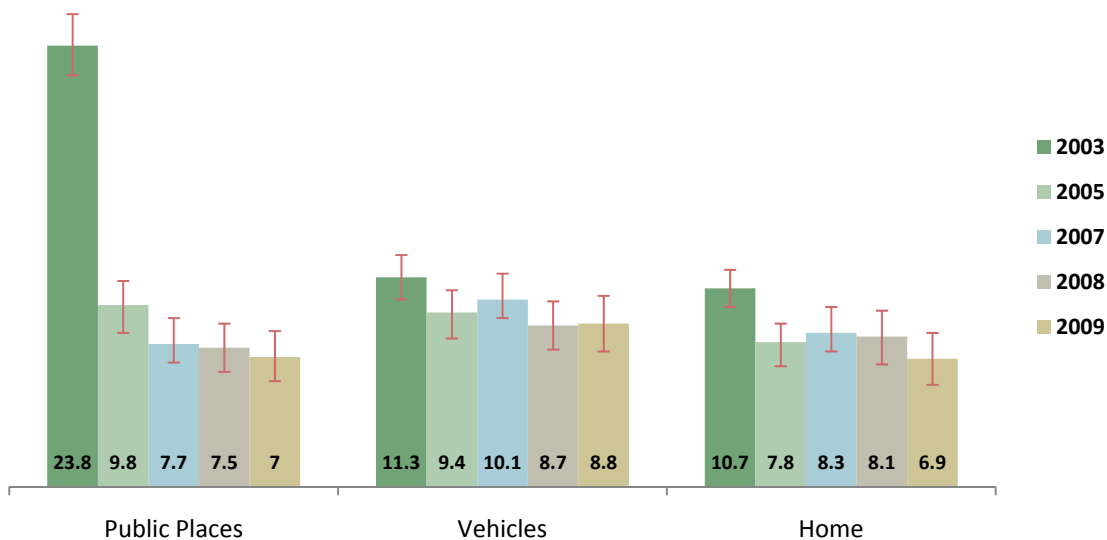
	Percentage of population	Number of People
Canada	7.1 6.7-7.5	1,617,213
Saskatchewan	8.8 7.3-10.3	56,253
12 to 19 years of age	24.7 18.5-30.8	21,918
20 – 34 years of age	E9.9 6-13.9	E16,176
35 – 44 years of age	E6.1 2.3-10	E4,287
45 – 64 years of age	E5.4 2.8-8	E10,609
65 years of age and older	E2.7 1.2-4.1	E3,263

Statistics Canada: Canadian Community Health Survey, 2009. E=Interpret with caution; F=Failed

NON-SMOKERS' EXPOSURE TO SECOND HAND SMOKE 2003-2009

	2003	2005	2007	2008	2009
Number of non-smokers					
Exposed to second hand smoke in the past month:					
• In public places	144,009	58,572	45,125	45,076	44,702
• At home	64,821	46,449	48,075	48,439	44,217
• In vehicles	68,265	56,051	58,569	52,364	56,253
Percentage of non-smokers					
Exposed to second hand smoke in the past month:					
• In public places	23.8 22.2-25.5	9.8 8.5-11.1	7.7 6.3-9.2	7.5 6.2-8.8	7 5.7-8.4
• At home	10.7 9.7-11.7	7.8 6.8-8.8	8.3 6.9-9.6	8.1 6.6-9.5	6.9 5.5-8.3
• In vehicles	11.3 10.1-12.5	9.4 8.2-10.6	10.1 8.7-11.5	8.7 7.4-10	8.8 7.3-10.3
<i>Statistics Canada: Canadian Community Health Survey, 2009. E=Interpret with caution</i>					

**NON-SMOKERS' EXPOSURE TO SECOND HAND SMOKE
PERCENTAGE OF POPULATION REPORTING EXPOSURE
SASKATCHEWAN, 2003- 2009**



The data on this fact sheet were derived from the Canadian Community Health Surveys (Cycle 2.1, 2.2 and 2007, 2008 and 2009) as provided by Statistics Canada.

Further information on survey methodology can be found at: <http://www.statcan.gc.ca/dli-ild/data-donnees/ftp/cchs-escc-eng.htm>

The questions used on the CCHS survey included:

- “At the present time, do you smoke cigarettes daily, occasionally or not at all?” This question was asked of all respondents.
- “Including both household members and regular visitors, does anyone smoke inside your home every day or almost every day?” This question was asked of non-smokers.
- (In the past month,) were you exposed to second-hand smoke, every day or almost every day, in public places (such as bars, restaurants, shopping malls, arenas, bingo halls, bowling alleys)? This question was asked of non-smokers.
- In the past month, were you exposed to second-hand smoke, every day or almost every day, in a car or other private vehicle? This question was asked of non-smokers.