

# Smoking and Relative Household Income, Manitoba 2007-2008

## SMOKING STATUS BY HOUSEHOLD INCOME DECILE (PROVINCIAL LEVEL), MANITOBA 2007-2008

### NUMBER OF PEOPLE AGES 12+

|              | Decile 1      | Decile 2      | Decile 3      | Decile 4      | Decile 5      | Decile 6      | Decile 7      | Decile 8      | Decile 9      | Decile 10     |
|--------------|---------------|---------------|---------------|---------------|---------------|---------------|---------------|---------------|---------------|---------------|
| Daily        | 25,894        | 15,305        | 16,806        | 17,640        | 19,831        | 13,015        | 13,514        | 13,149        | 10,745        | 9,754         |
| Occasional   | 4,800         | 3,229         | 2,424         | 2,447         | 3,475         | 4,574         | 4,670         | 3,215         | 3,048         | 3,514         |
| Current      | 30,694        | 18,534        | 19,230        | 20,087        | 23,306        | 17,589        | 18,184        | 16,364        | 13,793        | 13,268        |
| Former       | 21,015        | 24,188        | 28,186        | 27,311        | 25,753        | 32,249        | 33,439        | 35,891        | 32,706        | 36,255        |
| Never        | 27,214        | 37,912        | 33,349        | 33,051        | 31,258        | 32,394        | 27,194        | 28,234        | 33,732        | 28,762        |
| <b>Total</b> | <b>78,923</b> | <b>80,634</b> | <b>80,765</b> | <b>80,449</b> | <b>80,317</b> | <b>82,232</b> | <b>78,817</b> | <b>80,489</b> | <b>80,231</b> | <b>78,285</b> |

### PREVALENCE AND QUIT RATIO, AGES 12+

|                   | Decile 1 | Decile 2 | Decile 3 | Decile 4 | Decile 5 | Decile 6 | Decile 7 | Decile 8 | Decile 9 | Decile 10 |
|-------------------|----------|----------|----------|----------|----------|----------|----------|----------|----------|-----------|
| <b>Daily</b>      | 32.8%    | 19.0%    | 20.8%    | 21.9%    | 24.7%    | 15.8%    | 17.1%    | 16.3%    | 13.4%    | 12.5%     |
| <b>Current</b>    | 38.9%    | 23.0%    | 23.8%    | 25.0%    | 29.0%    | 21.4%    | 23.1%    | 20.3%    | 17.2%    | 16.9%     |
| <b>Never</b>      | 34.5%    | 47.0%    | 41.3%    | 41.1%    | 38.9%    | 39.4%    | 34.5%    | 35.1%    | 42.0%    | 36.7%     |
| <b>quit ratio</b> | 0.68     | 1.31     | 1.47     | 1.36     | 1.10     | 1.83     | 1.84     | 2.19     | 2.37     | 2.73      |

### NUMBER OF MEN, AGES 12+

|              | Decile 1      | Decile 2      | Decile 3      | Decile 4      | Decile 5      | Decile 6      | Decile 7      | Decile 8      | Decile 9      | Decile 10     |
|--------------|---------------|---------------|---------------|---------------|---------------|---------------|---------------|---------------|---------------|---------------|
| Daily        | 12,003        | 5,953         | 9,227         | 11,356        | 12,300        | 6,263         | 7,529         | 7,686         | 6,501         | 5,124         |
| Occasional   | 2,555         | 2,219         | 1,565         | 1,390         | 2,395         | 2,959         | 2,740         | 2,326         | 1,473         | 2,432         |
| Current      | 14,558        | 8,172         | 10,792        | 12,746        | 14,695        | 9,222         | 10,269        | 10,012        | 7,974         | 7,556         |
| Former       | 7,620         | 11,254        | 13,916        | 14,792        | 11,688        | 17,589        | 19,359        | 22,826        | 16,807        | 23,479        |
| Never        | 7,999         | 10,591        | 11,174        | 16,182        | 13,740        | 17,320        | 11,579        | 14,710        | 17,287        | 14,971        |
| <b>Total</b> | <b>48,746</b> | <b>50,617</b> | <b>44,883</b> | <b>36,729</b> | <b>40,194</b> | <b>38,101</b> | <b>37,610</b> | <b>32,941</b> | <b>38,163</b> | <b>32,279</b> |

### PREVALENCE AND QUIT RATIO, MEN 12+

|                   | Decile 1 | Decile 2 | Decile 3 | Decile 4 | Decile 5 | Decile 6 | Decile 7 | Decile 8 | Decile 9 | Decile 10 |
|-------------------|----------|----------|----------|----------|----------|----------|----------|----------|----------|-----------|
| <b>Daily</b>      | 24.6%    | 11.8%    | 20.6%    | 30.9%    | 30.6%    | 16.4%    | 20.0%    | 23.3%    | 17.0%    | 15.9%     |
| <b>Current</b>    | 29.9%    | 16.1%    | 24.0%    | 34.7%    | 36.6%    | 24.2%    | 27.3%    | 30.4%    | 20.9%    | 23.4%     |
| <b>Never</b>      | 16.4%    | 20.9%    | 24.9%    | 44.1%    | 34.2%    | 45.5%    | 30.8%    | 44.7%    | 45.3%    | 46.4%     |
| <b>quit ratio</b> | 0.52     | 1.38     | 1.29     | 1.16     | 0.80     | 1.91     | 1.89     | 2.28     | 2.11     | 3.11      |

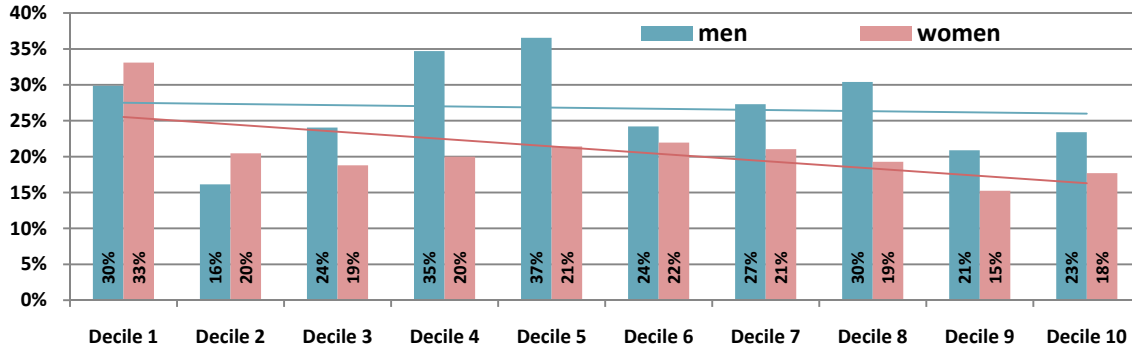
### NUMBER OF WOMEN, AGES 12+

|              | Decile 1       | Decile 2       | Decile 3       | Decile 4       | Decile 5       | Decile 6       | Decile 7       | Decile 8       | Decile 9       | Decile 10      |
|--------------|----------------|----------------|----------------|----------------|----------------|----------------|----------------|----------------|----------------|----------------|
| Daily        | 13,891         | 9,352          | 7,579          | 6,284          | 7,531          | 6,752          | 5,985          | 5,463          | 4,244          | 4,630          |
| Occasional   | 2,245          | 1,010          | 859            | 1,057          | 1,080          | 1,615          | 1,930          | 889            | 1,575          | 1,082          |
| Current      | 16,136         | 10,362         | 8,438          | 7,341          | 8,611          | 8,367          | 7,915          | 6,352          | 5,819          | 5,712          |
| Former       | 13,395         | 12,934         | 14,270         | 12,519         | 14,065         | 14,660         | 14,080         | 13,065         | 15,899         | 12,776         |
| Never        | 19,215         | 27,321         | 22,175         | 16,869         | 17,518         | 15,074         | 15,615         | 13,524         | 16,445         | 13,791         |
| <b>Total</b> | <b>180,252</b> | <b>170,395</b> | <b>155,232</b> | <b>161,824</b> | <b>147,011</b> | <b>157,936</b> | <b>138,258</b> | <b>139,015</b> | <b>118,968</b> | <b>129,131</b> |

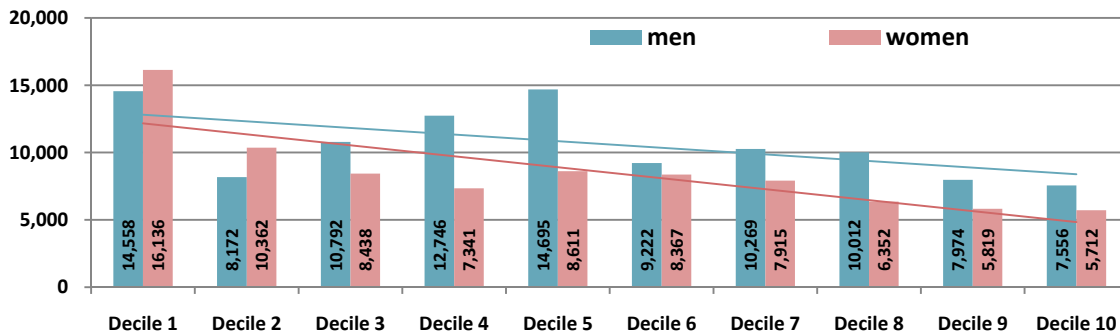
### PREVALENCE AND QUIT RATIO, WOMEN 12+

|                   | Decile 1 | Decile 2 | Decile 3 | Decile 4 | Decile 5 | Decile 6 | Decile 7 | Decile 8 | Decile 9 | Decile 10 |
|-------------------|----------|----------|----------|----------|----------|----------|----------|----------|----------|-----------|
| <b>Daily</b>      | 28.5%    | 18.5%    | 16.9%    | 17.1%    | 18.7%    | 17.7%    | 15.9%    | 16.6%    | 11.1%    | 14.3%     |
| <b>Current</b>    | 33.1%    | 20.5%    | 18.8%    | 20.0%    | 21.4%    | 22.0%    | 21.0%    | 19.3%    | 15.2%    | 17.7%     |
| <b>Never</b>      | 39.4%    | 54.0%    | 49.4%    | 45.9%    | 43.6%    | 39.6%    | 41.5%    | 41.1%    | 43.1%    | 42.7%     |
| <b>quit ratio</b> | 0.83     | 1.25     | 1.69     | 1.71     | 1.63     | 1.75     | 1.78     | 2.06     | 2.73     | 2.24      |

**PREVALENCE OF CURRENT SMOKING, MEN AND WOMEN, BY PROVINCIAL INCOME DECILE, MANITOBA, 2007-2008**



**NUMBER OF SMOKERS, MEN AND WOMEN, BY PROVINCIAL INCOME DECILE, MANITOBA, 2007-2008**



## SMOKING STATUS BY HOUSEHOLD INCOME LEVEL, MANITOBA 2007-2008

### NUMBER OF PEOPLE, AGES 12+

|              | NO OR <\$20,000 | \$20,000-\$39,999 | \$40,000-\$59,999 | \$60,000-\$79,999 | \$80,000 OR MORE | Total          |
|--------------|-----------------|-------------------|-------------------|-------------------|------------------|----------------|
| Daily        | 20,404          | 39,415            | 34,198            | 31,835            | 29,800           | 155,652        |
| Occasional   | 4,615           | 6,185             | 5,357             | 5,154             | 14,086           | 35,397         |
| Current      | 25,019          | 45,600            | 39,555            | 36,989            | 43,886           | 191,049        |
| Former       | 22,886          | 60,726            | 51,495            | 54,457            | 107,431          | 296,995        |
| Never        | 26,000          | 64,571            | 57,527            | 59,466            | 105,540          | 313,104        |
| <b>Total</b> | <b>73,905</b>   | <b>170,897</b>    | <b>148,577</b>    | <b>150,912</b>    | <b>256,857</b>   | <b>801,148</b> |

### PREVALENCE AND QUIT RATIO, AGES 12+

|            | NO OR <\$20,000 | \$20,000-\$39,999 | \$40,000-\$59,999 | \$60,000-\$79,999 | \$80,000 OR MORE | Total |
|------------|-----------------|-------------------|-------------------|-------------------|------------------|-------|
| Daily      | 27.6%           | 23.1%             | 23.0%             | 21.1%             | 11.6%            | 19.4% |
| Current    | 33.9%           | 26.7%             | 26.6%             | 24.5%             | 17.1%            | 23.8% |
| Never      | 35.2%           | 37.8%             | 38.7%             | 39.4%             | 41.1%            | 39.1% |
| Quit ratio | 0.9             | 1.3               | 1.3               | 1.5               | 2.4              | 1.6   |

### NUMBER OF MEN, AGES 12+

|              | NO OR <\$20,000 | \$20,000-\$39,999 | \$40,000-\$59,999 | \$60,000-\$79,999 | \$80,000 OR MORE | Total          |
|--------------|-----------------|-------------------|-------------------|-------------------|------------------|----------------|
| Daily        | 8,480           | 20,678            | 19,136            | 20,185            | 15,464           | 83,943         |
| Occasional   | 2,811           | 3,694             | 2,685             | 3,303             | 9,561            | 22,054         |
| Current      | 11,291          | 24,372            | 21,821            | 23,488            | 25,025           | 105,997        |
| Former       | 6,889           | 32,862            | 27,798            | 28,091            | 63,688           | 159,328        |
| Never        | 6,937           | 20,496            | 24,705            | 27,216            | 56,202           | 135,556        |
| <b>Total</b> | <b>25,117</b>   | <b>77,730</b>     | <b>74,324</b>     | <b>78,795</b>     | <b>144,915</b>   | <b>400,881</b> |

### PREVALENCE AND QUIT RATIO, MEN 12+

|            | NO OR <\$20,000 | \$20,000-\$39,999 | \$40,000-\$59,999 | \$60,000-\$79,999 | \$80,000 OR MORE | Total |
|------------|-----------------|-------------------|-------------------|-------------------|------------------|-------|
| Daily      | 33.8%           | 26.6%             | 25.7%             | 25.6%             | 10.7%            | 20.9% |
| Current    | 45.0%           | 31.4%             | 29.4%             | 29.8%             | 17.3%            | 26.4% |
| Never      | 27.6%           | 26.4%             | 33.2%             | 34.5%             | 38.8%            | 33.8% |
| Quit ratio | 0.6             | 1.3               | 1.3               | 1.2               | 2.5              | 1.5   |

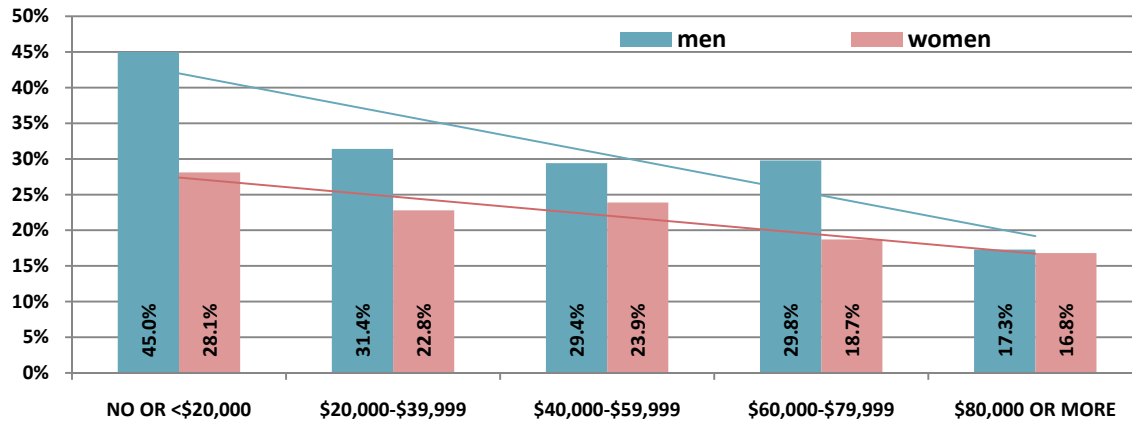
### NUMBER OF WOMEN, AGES 12+

|              | NO OR <\$20,000 | \$20,000-\$39,999 | \$40,000-\$59,999 | \$60,000-\$79,999 | \$80,000 OR MORE | Total          |
|--------------|-----------------|-------------------|-------------------|-------------------|------------------|----------------|
| Daily        | 11,924          | 18,737            | 15,062            | 11,650            | 14,336           | 71,709         |
| Occasional   | 1,804           | 2,491             | 2,672             | 1,851             | 4,525            | 13,343         |
| Current      | 13,728          | 21,228            | 17,734            | 13,501            | 18,861           | 85,052         |
| Former       | 15,997          | 27,864            | 23,697            | 26,366            | 43,743           | 137,667        |
| Never        | 19,063          | 44,075            | 32,822            | 32,250            | 49,338           | 177,548        |
| <b>Total</b> | <b>48,788</b>   | <b>93,167</b>     | <b>74,253</b>     | <b>72,117</b>     | <b>111,942</b>   | <b>400,267</b> |

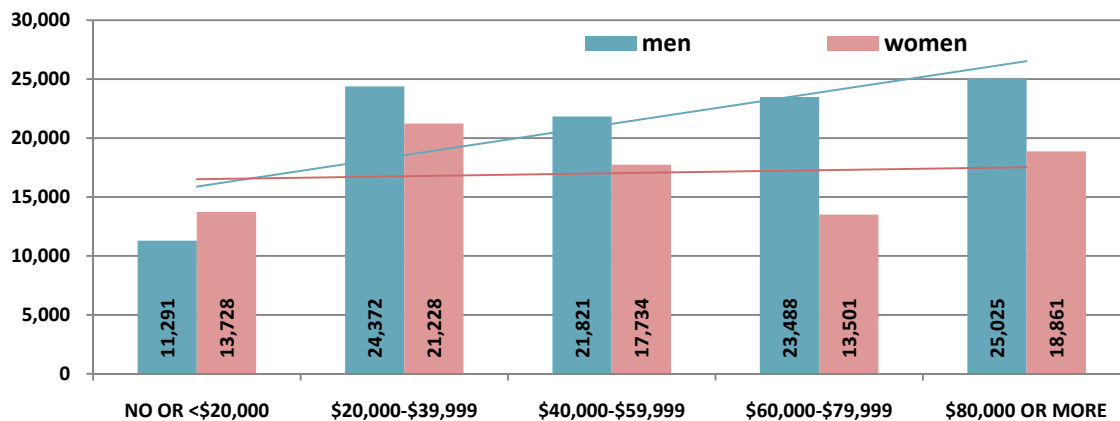
### PREVALENCE AND QUIT RATIO, WOMEN 12+

|            | NO OR <\$20,000 | \$20,000-\$39,999 | \$40,000-\$59,999 | \$60,000-\$79,999 | \$80,000 OR MORE | Total |
|------------|-----------------|-------------------|-------------------|-------------------|------------------|-------|
| Daily      | 24.4%           | 20.1%             | 20.3%             | 16.2%             | 12.8%            | 17.9% |
| Current    | 28.1%           | 22.8%             | 23.9%             | 18.7%             | 16.8%            | 21.2% |
| Never      | 39.1%           | 47.3%             | 44.2%             | 44.7%             | 44.1%            | 44.4% |
| Quit ratio | 1.2             | 1.3               | 1.3               | 2.0               | 2.3              | 1.6   |

### PREVALENCE OF CURRENT SMOKING, MEN AND WOMEN, BY HOUSEHOLD INCOME LEVEL, MANITOBA, 2007-2008



### NUMBER OF SMOKERS, MEN AND WOMEN, BY HOUSEHOLD INCOME LEVEL, MANITOBA, 2007-2008



Sources: Canadian Community Health Survey, Statistics Canada. 2007-2008 Public Use Micro File